

# Grand Mac SIG Newsletter



December 2011 Volume VI Number 7

## Grand Mac SIG

**December 19 Meeting 4:30 PM Apache Room**

The Mac SIG December meeting will feature Geoff Buxton speaking on "Tips for the Mac User"



### Tips for the Mac User

Geoffrey Buxton was reading Macworld magazine and found some great tips for Mac users. He thought these tips would be usable for our Mac SIG so he put them together in a presentation for our December 19 meeting.

He will be covering such topics as startup methods, which you can use in the open use room or your own computer, and, if there is a problem in startup, how to solve it. He'll also cover disk utility, security and Time Machine, some of which require an administrator's password. He will show us how to use that information and will be leaving time after each segment for questions and discussion.

Please join us on Monday, December 19, at 4:30 PM in the Apache Room. Remember your CAM card!



### Mac SIG Holiday Party

We hope you can join us for the Sixth Annual Mac SIG Holiday Party, to be held on Saturday, December 3, from 2:00 - 5:00 PM at the home of Joyce & Lenny Klonecz at 20140 N. Portico Way.

We'll provide the liquid refreshments, if you'll bring either a plate of hors d'oeuvres or holiday goodies. To get some ideas on numbers, please RSVP at [mac@grandcomputers.org](mailto:mac@grandcomputers.org) or call 623-215-2397. Please come!

Directions: Cross 303 on Clearview; go the second right past Cimarron Center, Desert Blossom - take the first right, we're the second house on the right.



## Welcome New Mac SIG Members

Welcome to these new Mac users since our November newsletter:

Roger & Rosalie Baum, Roger Holliday, Rose Marie Perkin, Ralph Robers, and Darlene Weistling.

There are 146 Mac users on our list to date, up nineteen new Mac users since November.

We send informational emails to 262 Mac users, many of whom are couple emails.

There are 745 members in the Grand Computers Club. The 146 Mac members are 20% of the club.

## MAC CLASSES FOR WINTER SESSION

The winter class schedule is being fleshed out now. Classes will be offered at 8, 10:30, 1:00 & 3:30. We will continue to offer some 4:00 PM classes in the open space room for classes that are smaller in attendance.

We are offering 40 Mac classes this session, up from 25 classes offered this fall.

Information about Mac classes will be available online on December 21; online registration will begin January 3; and registration in the computer room will be held on Saturday, January 7. Classes will begin January 11.

More information will follow in January. There's something for everyone!



## "There's an App for That"

About thirty people interested in sharing Apps for their iPhones, iPod touch, iPad, Androids and other smart phones gathered on Tuesday, November 8, from 5:00 - 7:00 PM to share their favorite Apps.

Participants moved to ten tables set up with Apps topics ranging from Travel to Utilities to Games. We then tabulated the information from the large sheets and sent it out to all Grand Computers Club members. If you did not receive that email, contact us at [mac@grandcomputers.org](mailto:mac@grandcomputers.org) for a copy.




## New Classes Offered Winter Session

Leon Chapman is offering a new class entitled "iPhone, iPad, iPod Apps," during which he will show beginning device users how to access, search, download, arrange, and create folders for apps, and how to run, suspend, and terminate apps.

There will be two iPhone classes winter session:

1. iPhone - User Tips (for those who have an iPhone)
2. iPhone - Considering Buying One? (for those who don't yet have an iPhone).

More info about both classes will appear in the January Mac SIG newsletter.



## How To Buy a Mac

The November 10 Grand Computers Coffee Chat was devoted to “How To Buy A Computer.” Joyce Kloncz, Mac SIG facilitator, did a presentation on “How to Buy a Mac,” followed by Arnie Gelb’s presentation on “How To Buy a PC.” There were 78 attendees with 45 members and 33 guests in attendance. Next month’s Coffee Chat will be on “Tech Toys” for the holidays. Joe Parla and Arnie Gelb will be the presenters. This will be held on Thursday, December 8 at 8:30 AM in the Mesquite Room at the Chaparral Center. All Sun City Grand residents are invited to Coffee Chats.




## November 21 Mac SIG on Mac Holiday Gifts

On Monday, November 21, our Mac SIG monthly meeting was on “Mac Holiday Gifts - What to Give and What to Ask For,” facilitated by Art McCall, left. Rita Skarbek, middle left photo, then gave us an update and demos on her new iPhone 4s, which made many of us want to make this our next tech purchase. There were 55 in attendance, 47 active members and 8 guests. On the next page is the handout from the meeting.



We were also pleased to welcome Wendy Hanner, daughter of Mac SIG members Jan and Dan Martinez. Wendy owns the company Reverse Logistics, which deals with Mac accessories and PC components. Wendy brought a huge display for us to peruse before and after the meeting. Plus she brought lots of snacks, soft drinks and water for us. And she donated three very nice door prizes. Thanks, Wendy. Other door prizes were donated by Art McCall, Sharon Hoobler, Sam Valenti, and Joyce Kloncz.

## Mac Holiday Gifts: What to Give & What to Ask For



**A new Mac:** iMacs start at \$1199; laptops start at \$999 (apple.com)

**Memory:** Check crucial.com or macmemory.com to get pricing and the best part is that you do not have to have Apple install it. Memory prices have come down for 2 GB and 4 GB.

**Update to Lion:** \$29.99 for Lion at apple.com - requires OS X Snow Leopard

**iLife '11:** iPhoto, iMovie, & Garage Band updates - requires a Mac with Intel processor.

**External hard drive for use with Time Machine:** Time Capsule is \$299; Iomega runs from \$70 to \$109.

### Get an iPad, iPhone, or iPod:

- iPad starts at \$499
- iPhone 4S starts at \$199
- iPod Shuffle starts at \$49; other iPods go up to \$399.

Go to apple.com to find out which device fits your life style. All have the ease of operation that an Apple product espouses.

**Take a computer class:** Classes are \$5 per 2-hour session, with classes meeting one time, two times, three times or more.

**Get a book:** Visit Barnes and Noble, macworld.com, or Amazon.com to get a book on Lion, iPhoto, iWork, iPhone, iPods, or anything else on Macs.

### Learn a new program:

- iWork: Pages, Numbers, and Keynote - \$79, now available for iPad (at apple.com or Apple Store)
- Reunion - \$99 (at www.leisterpro.com or amazon.com)
- Photoshop Elements 10 - \$99 (at apple.com or Apple Store or amazon.com)
- The Print Shop - \$69 (at apple.com, mackiev.com or amazon.com)
- Office for Mac - \$149.95 (at apple.com or Apple Store)

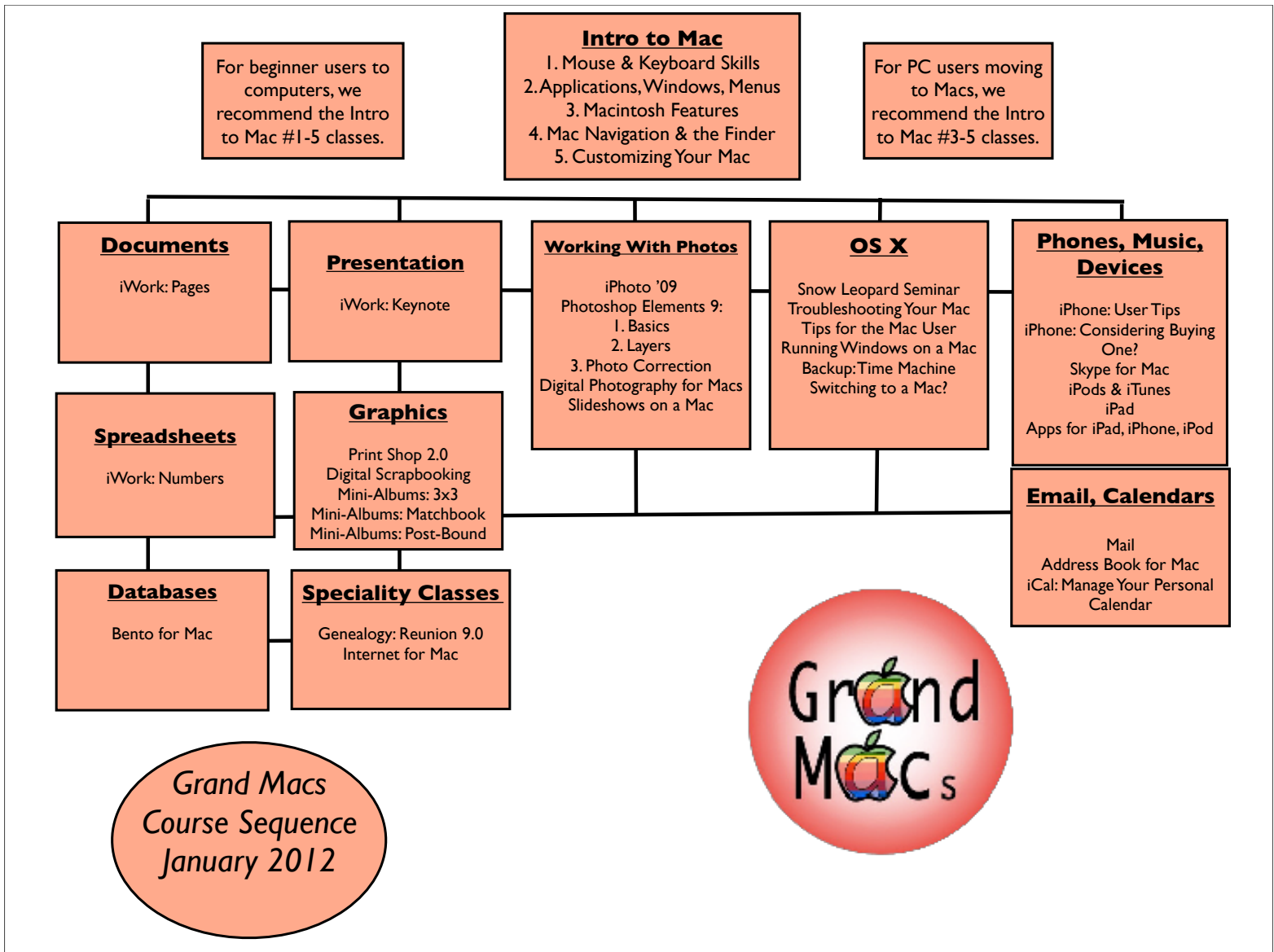
**Visit a Mac store:** The Arrowhead Mac Store and MacMedia (moved to 83<sup>rd</sup> in Peoria) will have lots of stuff to buy: computers, iPhone, iPod & iPad cases, software, other Mac gadgetry.

### Subscribe to a Mac Magazine:

- Macworld - \$14.95 per year at macworld.com. Also has some great Mac books.
- MacLife - \$14.95 per year at maclife.com

**Watch TV on your new Apple TV:** \$99 at apple.com

**Below are the Mac classes which will be offered in January 2012.  
The next page also shows our course offerings.**



Monday, November 28, 2011

## Grand Mac SIG Course Offerings Winter 2012 - New Classes \*

**For Beginners** who have no or little Mac experience, the recommended sequence of beginner courses is as follows:

### **Intro to Mac**

1. Mouse & Keyboard Skills
2. Applications, Windows, Menus
3. Macintosh Features
4. Mac Navigation & the Finder
5. Customizing Your Mac

For PC users moving to Macs, we recommend the Intro to Mac #3-5 classes

### **OS X Snow Leopard**

**For Beginners** with some familiarity using a Mac and who wish to learn about the Mac operating system:

Snow Leopard Seminar  
Trouble Shooting Your Mac  
Running Windows on a Mac  
Tips for the Mac User  
Backup: Time Machine  
Switching to a Mac?

### **Documents**

For Mac users with some familiarity using a Mac:

#### **Word Processing + Page Layout:**

iWork: Pages

#### **Presentation:**

iWork: Keynote

#### **Spreadsheet:**

iWork: Numbers

#### **Database:**

Bento

### **Email, Calendars:**

For Mac users with some familiarity using a Mac:

Mail for Mac  
Address Book for Mac  
iCal: Manage Your Personal Calendar

### **Phones, Music, Devices**

- \* iPhone: User Tips
- \* iPhone: Considering Buying One?
- Skype for Mac
- iPods & iTunes
- iPad
- \* Apps for iPad, iPhone, iPod

### **Working with Photos on a Mac**

For Mac users with some familiarity using a Mac:

- iPhoto '09
- Digital Photography for Macs & PCs
- Photoshop Elements 9:
  1. Basics
  2. Layers
  3. Photo Correction
- Slideshows Done Quickly on a Mac

### **Graphics**

For Mac users with some familiarity using a Mac:

- Print Shop 2.0
- Digital Scrapbooking
- Mini-Albums: 3x3
- Mini-Albums: Matchbook
- Mini-Albums: Post-Bound

### **Specialty Classes**

For Mac users with some familiarity using a Mac:

- Internet for Mac
- Genealogy: Reunion 9

## zBoost Repeaters: Amping Your Cellphone Signal

By Tom Piper, appleJAC Mac User Group, Jefferson City, Missouri

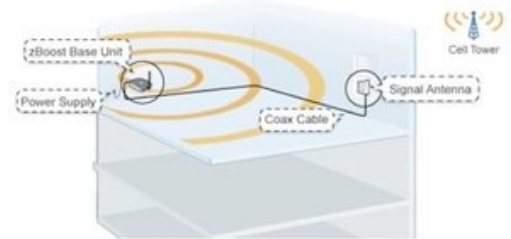


Ever have problems getting a reliable cellphone signal? Are you experiencing a lot of dropped calls? That has been my frustrating situation (0 - 2 bars average) for almost a year in my home-office duplex (only two miles from a tower on the ridge, but my place is at the bottom of the valley among the trees). All this time, I'd been searching for a reasonable solution, and even considered getting an AT&T 3G MicroCell (uses a mini-cell tower to re-route

cellphone service through my MediaCom broadband Internet connection), but I didn't want to pay the initial \$199.99 purchase price plus \$20/month for a required 12-month period. Instead, I finally found a better candidate at Macworld 2011 which works with any of my cell signals.

zBoost by Wi-Ex ([www.wi-ex.com](http://www.wi-ex.com)) is described as the leading provider of consumer cell phone signal boosters for the home and office. They showcased their home and office solutions in San Francisco on January 26, 2011, illustrating their ability to help iPhone, iPad, smartphone, connected devices and mobile phone users with dropped calls and slow data. I was particularly interested in the zBoost-SOHO (small office/home office) and zBoost-METRO (urban single-story unit), both of which (according to independent testing) can increase data speed by as much as 180% or almost 3x as fast, which significantly improves performance for my iPhone4 and Mi-Fi.

I have tested both units which feature dual-band (800 and 1900 MHz frequencies) cellphone signalboosting, a one-light (power) base unit (5" x 7" x 1.25", 9oz.) with antenna (about 10 times more power than my cellphone or Mi-Fi), power supply, 50 feet of RG-59 satellite-type coaxial cable, separate signal antenna, and mounting hardware. My experience yielded the following results:



- **METRO YX540** (\$299.99 retail): using a flat square window-mount antenna (7.25" x 5.5" x 2.25"), this unit will cover about 1,500 square feet -- it took about 10 minutes to unpack, glance at the directions, and setup (base unit and suction-cupped window antenna must be at least 8 horizontal feet apart) -- my signal strength is now 2-3 bars.
- **SOHO YX545** (\$399.99 retail): using a 15" vertical wire antenna, this unit will cover over 3,000 square feet -- it took about an hour to unpack, study the directions, and setup (base unit and external antenna must be at least 15 vertical feet apart) -- my signal strength is now 4-5 bars.



Mounting the flat METRO light-weight antenna on my window (facing the nearest cell tower) was a no-brainer, but the trees were giving it problems in getting a good signal (I tried the same unit in a

Continued on page 6

Continued from page 5

different house with no trees and got excellent results). Mounting the vertical wire antenna (also light-weight) on my corner gutter was a bit more challenging, not to mention how securing the coaxial cable for best appearance was rather time-consuming (this did avoid most of my tree obstruction and is getting a consistently strong

signal). I did learn to change my iPhone to “airplane mode” and back when I get home so it will capture the zBoost unit (the closest “tower”), which it seems not to do automatically.

The beauty of both of these units is that neither a cradle, cable or other connection to the cell device is needed since it uses existing wireless technology. Not only that, but more than one device can be used at the same time, such as my AT&T iPhone4, my Verizon Mi-Fi unit, my friend’s Samsung Android phone, a customer’s Blackberry, a visitor’s 3G iPad2, and others . . . ALL at the same time, and with no monthly fee! Not only have these repeaters all but eliminated any dropped calls, but have also extended my device’s battery life by not continually searching for a better signal. They work with all CDMA, TDMA, GSM, and high speed 3G technologies except cellphones using Nextel/iDEN, 4G or 2100MHz.

Other types of antennas and accessories can also be added for omni- or uni-directional use for special circumstances. Flat “through window” cables are available to reduce crimping possibilities during installation. Pricing can be arranged direct from Wi-Ex at 30% of retail, or street prices from Radio Shack, Amazon and others of a similar discount. Other repeaters are also available which can be tailored to almost any low-signal situation.

Wi-Ex manufactures and distributes the zBoost line of cell phone signal extenders for the home, office or car. They were awarded a 2007 and 2010 Consumer Electronics Association Innovations Honoree by the Consumer Electronics Association (CEA). They also were selected as a finalist for the 2007 and 2009 CTIA Emerging Technologies (E-Tech) Award. As the leader, zBoost has more awards, more sales and more locations than all their competitors combined



By **Wi-Ex**

I made the right decision in choosing the zBoost Repeater (the SOHO YZ545 is my favorite for my situation). This device has given me reliable cellphone service in virtually any situation (assuming the electricity is on), and provides me dependable Internet service via my Verizon Mi-Fi unit when MediaCom cable is disrupted. The METRO YX540 is a good unit for an apartment, particularly when mounting an external antenna is not practical, and when other obstructions (like trees) are not an issue. The zBoost units are an excellent solution which I now use every day, and highly recommend!!!

By Tom Piper, appleJAC Mac User Group, Jefferson City, Missouri