

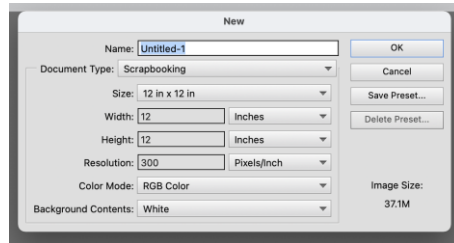
Word Clouds (also known as *wordle*, *word collage* or *tag cloud*) are visual representations of words, some are given greater prominence to their texts within a topic.

Any number of words can be chosen, however, less, is better. Suggest choosing **no less than 10 words** and use the same font, vary size, direction and opacity of each word to offer unexpected visual appeal. A template image/shape is another option to create interest. The actual shape definition is usually deleted before the project is finished.

**REMEMBER: The most important word(s) should be the largest and most visible.**

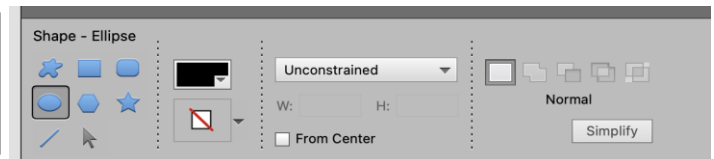
1.

Open a new document in Elements. Title and save your word cloud file

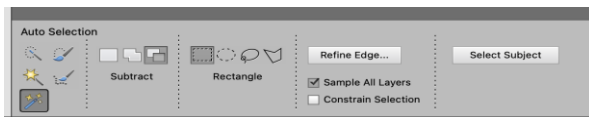


2.

**OPTIONAL:** Insert an image as a template by going to File and open a file as the background layer.



3.



Using the Auto Selection tool, Select the shape as **Select Subject** to produce the marching ants. When they are visible, inverse selection. Color the resulting selected image black and reduce opacity the guidelines for the shape.

4.



Select the **type** tool and begin with the first word. It will appear as a new layer. Choose a font with no serifs yet not too thin. Note color choice, size, etc. Put cursor on the page area and begin typing the word.

5. If you want to repeat the word, duplicate the layer with **control/command J**. Keep in mind it's best not to overwhelm the eye with too much, consider repeating a word no more than 3 times. EXPERIMENT with all aspects of the type, change opacity, rotate orientation for added interest.

You can check the progress of your word cloud by hiding (clicking the eye) the background shape image layer as you work.

**SAVE OFTEN !!**

When you have finished creating your word cloud, delete your background image (1<sup>st</sup> layer) so only the word cloud remains.



fun easy  
inclusive share software  
live beautiful reflection  
thoughts interactive  
brainstorm knowledge  
ideas ice breaker  
cool presentations  
exciting anonymous



MRS READING  
GREAT LOVE  
TECHNOLOGY  
LEARNERS  
GIVE AWAY  
SHARE  
FREE POSTED  
YEAR  
TEACHING USE  
EMAIL COMMENTS  
BOOK  
GRADE



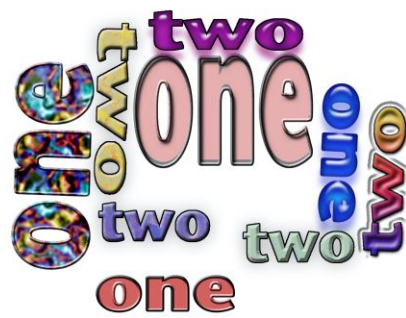
innovation creativity  
brainstorming  
IDEAS  
advancements  
solutions  
need  
brilliant



IDEAS  
CREATIVITY  
SPARK  
MIND  
CONCEPT  
TECHNIQUES  
BRAINSTORM



one two  
two one  
one two  
two one  
one two



one two  
two one  
one two  
two one